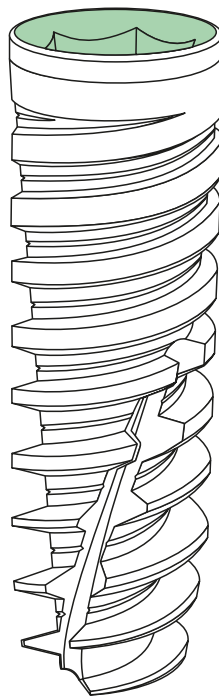
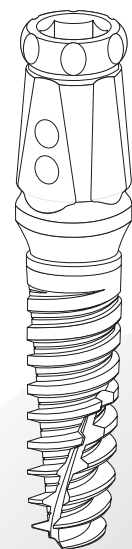


INTERNAL HEXAGON UNIVERSAL CONNECTION

ACTIVE BLADE SHAPE



IA

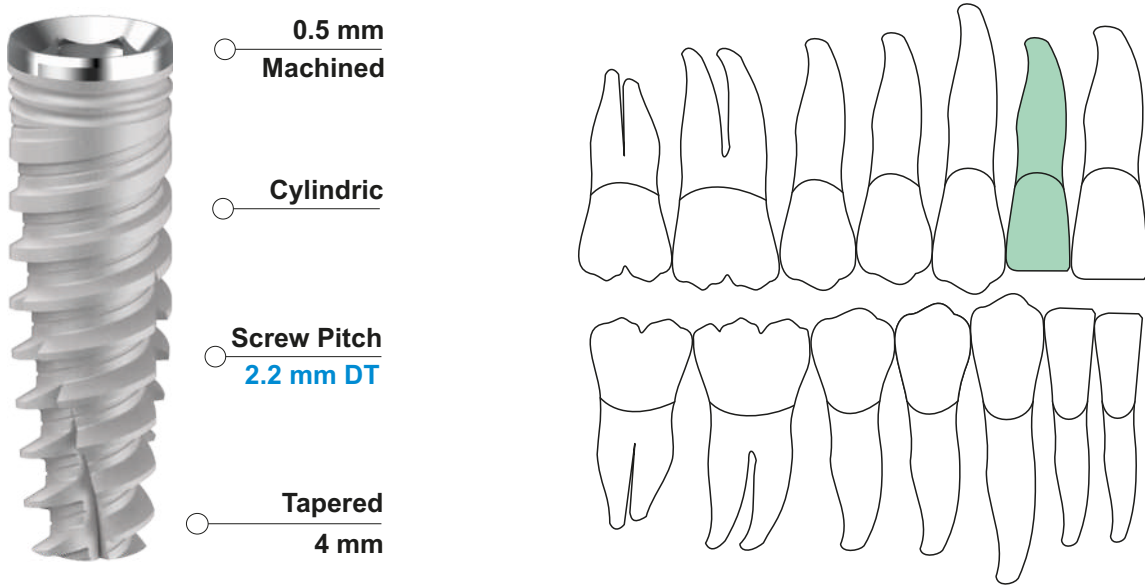


IMPIANTO
CON MOUNTER
WITH MOUNTER

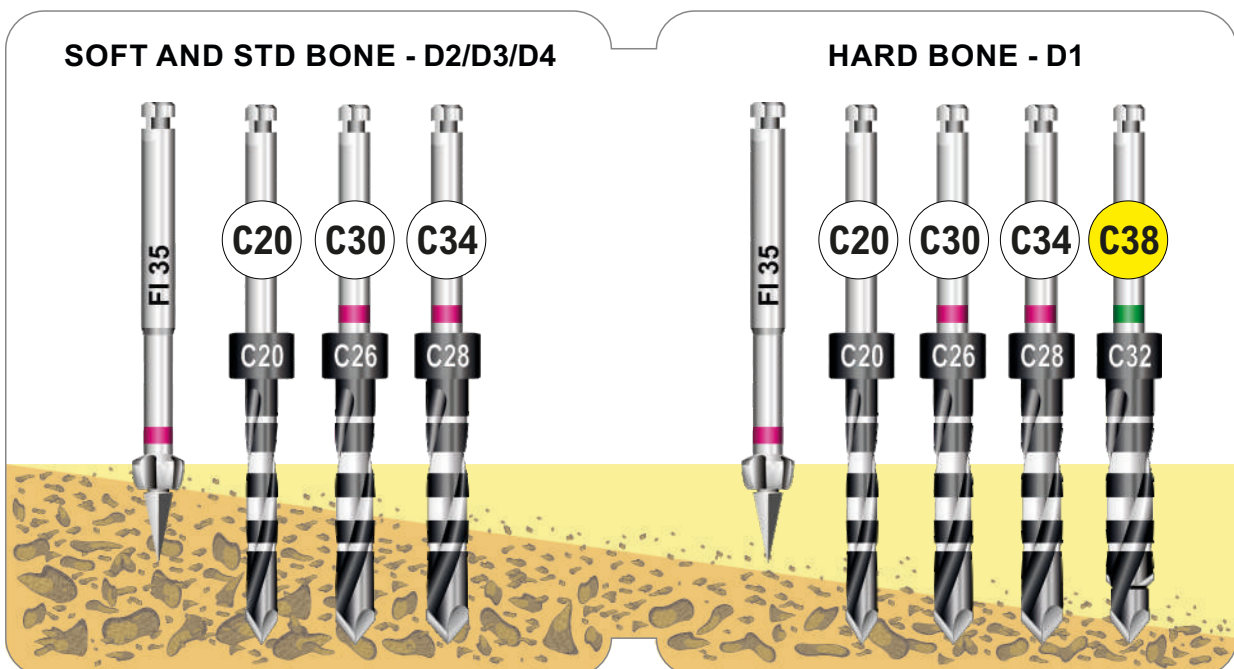
IA 34

A-BLADE internal hexagon - full treatment

ACTIVE BLADE SHAPE



CODE	IMPLANT	LENGTH	PLATFORM	APEX
IA 3408	Ø 3.4	8.5 mm	Ø 3.5 CPS	Ø 1.8
IA 3410	Ø 3.4	10 mm	Ø 3.5 CPS	Ø 1.8
IA 3411	Ø 3.4	11.5 mm	Ø 3.5 CPS	Ø 1.8
IA 3413	Ø 3.4	13 mm	Ø 3.5 CPS	Ø 1.8

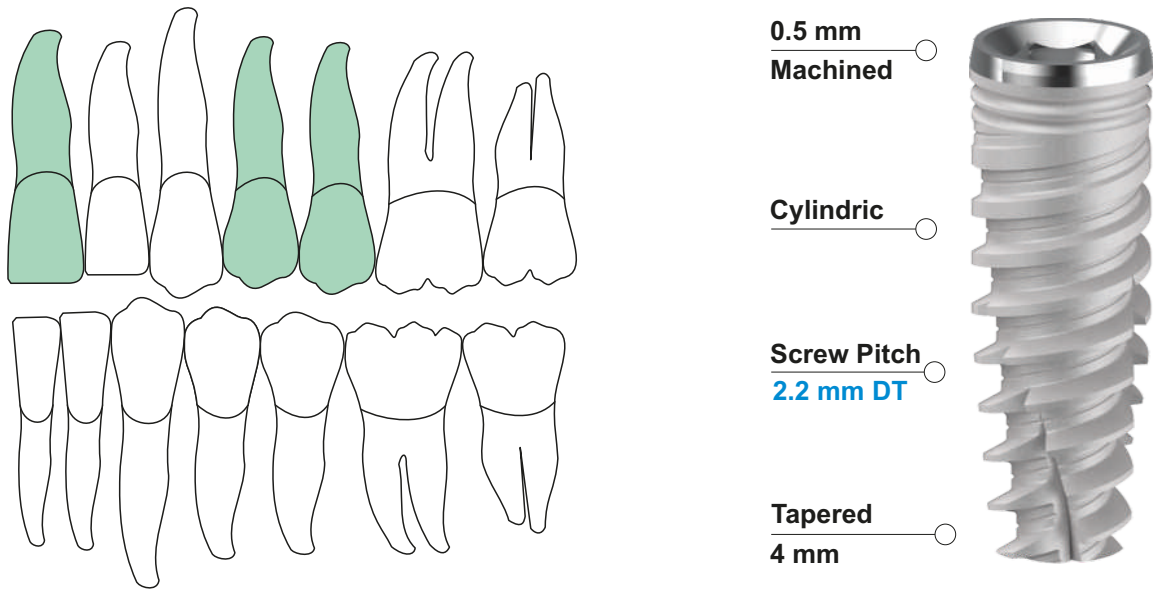


A-BLADE

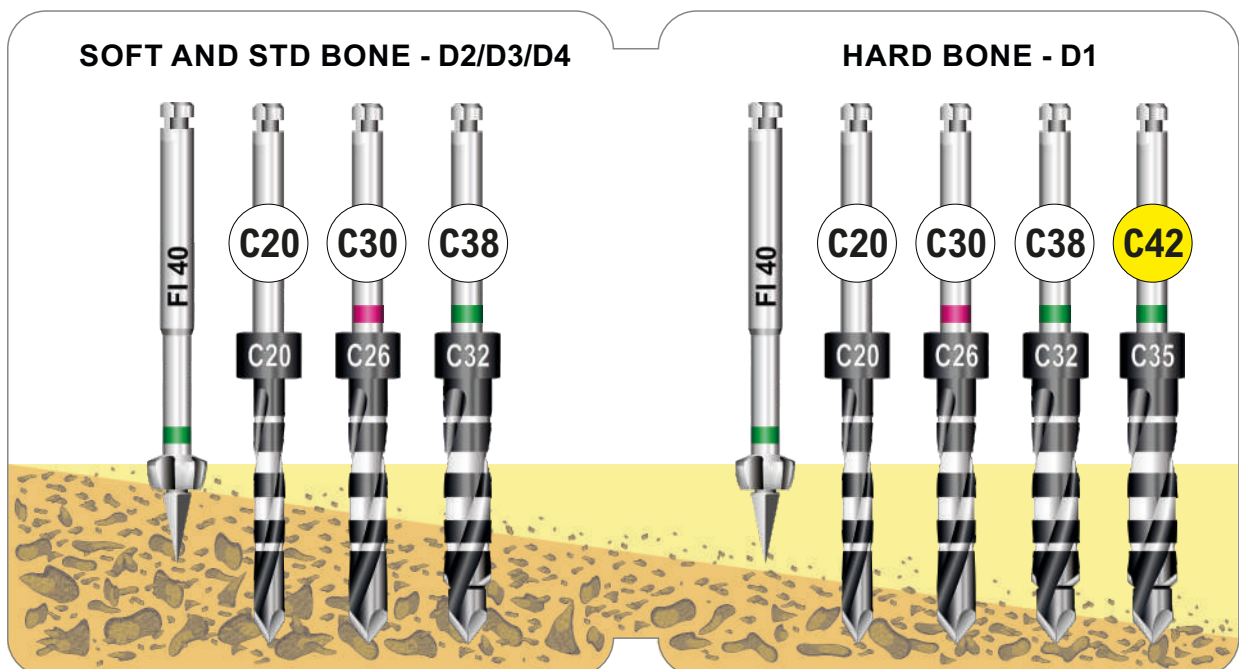
internal hexagon - full treatment

IA 38

ACTIVE BLADE SHAPE



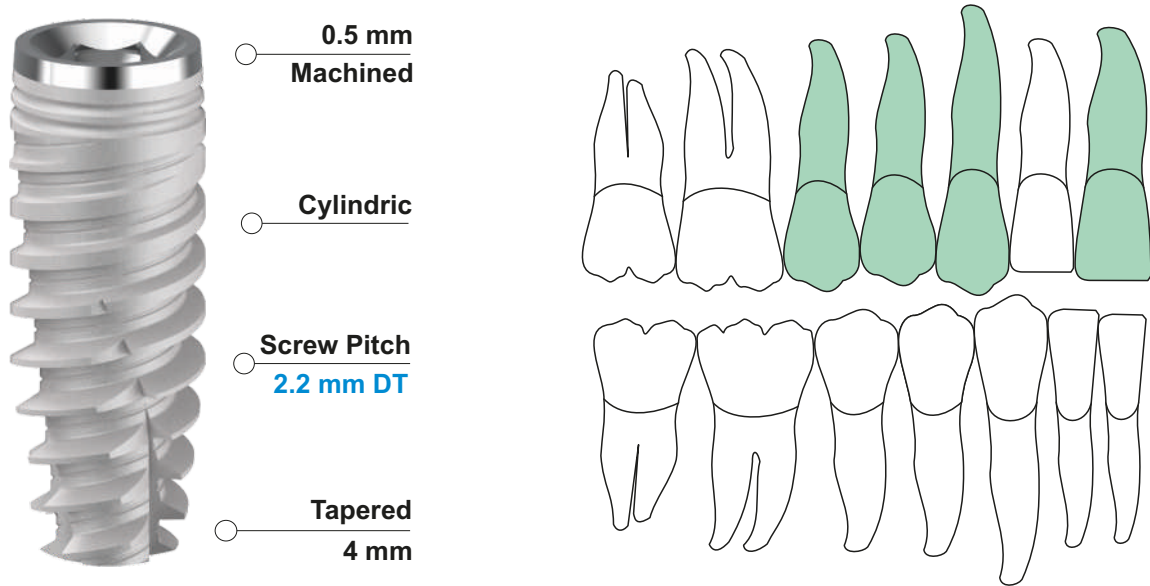
CODE	IMPLANT	LENGTH	PLATFORM	APEX
IA 3808	Ø 3.8	8.5 mm	Ø 4.0	Ø 2.1
IA 3810	Ø 3.8	10 mm	Ø 4.0	Ø 2.1
IA 3811	Ø 3.8	11.5 mm	Ø 4.0	Ø 2.1
IA 3813	Ø 3.8	13 mm	Ø 4.0	Ø 2.1
IA 3815	Ø 3.8	15 mm	Ø 4.0	Ø 2.1



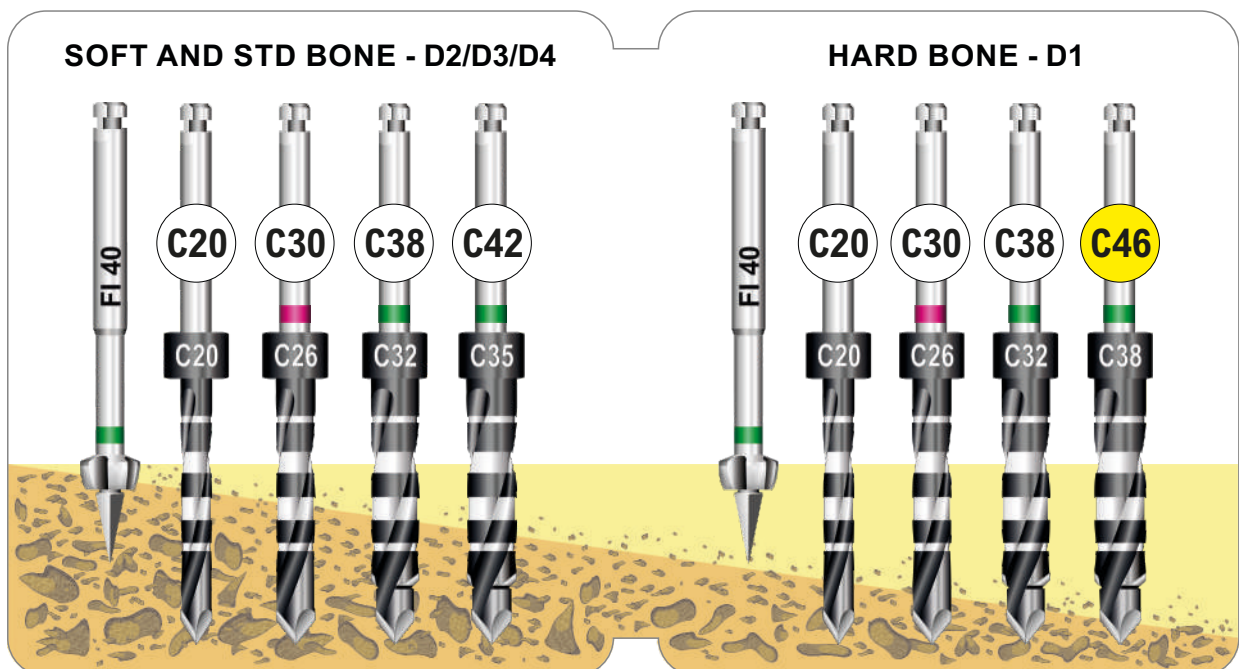
IA 42

A-BLADE internal hexagon - full treatment

ACTIVE BLADE SHAPE



CODE	IMPLANT	LENGTH	PLATFORM	APEX
IA 4208	Ø 4.2	8.5 mm	Ø 4.0	Ø 2.5
IA 4210	Ø 4.2	10 mm	Ø 4.0	Ø 2.5
IA 4211	Ø 4.2	11.5 mm	Ø 4.0	Ø 2.5
IA 4213	Ø 4.2	13 mm	Ø 4.0	Ø 2.5
IA 4215	Ø 4.2	15 mm	Ø 4.0	Ø 2.5

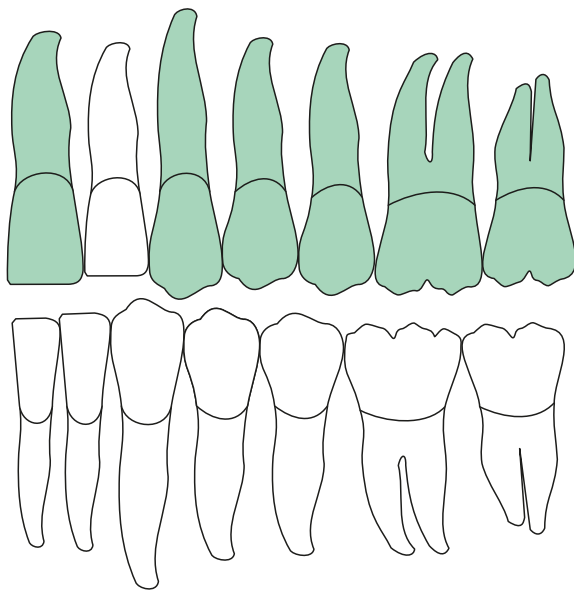


A-BLADE

internal hexagon - full treatment

IA 46

ACTIVE BLADE SHAPE



0.5 mm
Machined

Cylindric

Screw Pitch
2.2 mm DT

Tapered
4 mm




CODE	IMPLANT	LENGTH	PLATFORM	APEX
IA 4608	Ø 4.6	8.5 mm	Switch Ø 4.0	Ø 2.9
IA 4610	Ø 4.6	10 mm	Switch Ø 4.0	Ø 2.9
IA 4611	Ø 4.6	11.5 mm	Switch Ø 4.0	Ø 2.9
IA 4613	Ø 4.6	13 mm	Switch Ø 4.0	Ø 2.9
IA 4615	Ø 4.6	15 mm	Switch Ø 4.0	Ø 2.9

SOFT AND STD BONE - D2/D3/D4



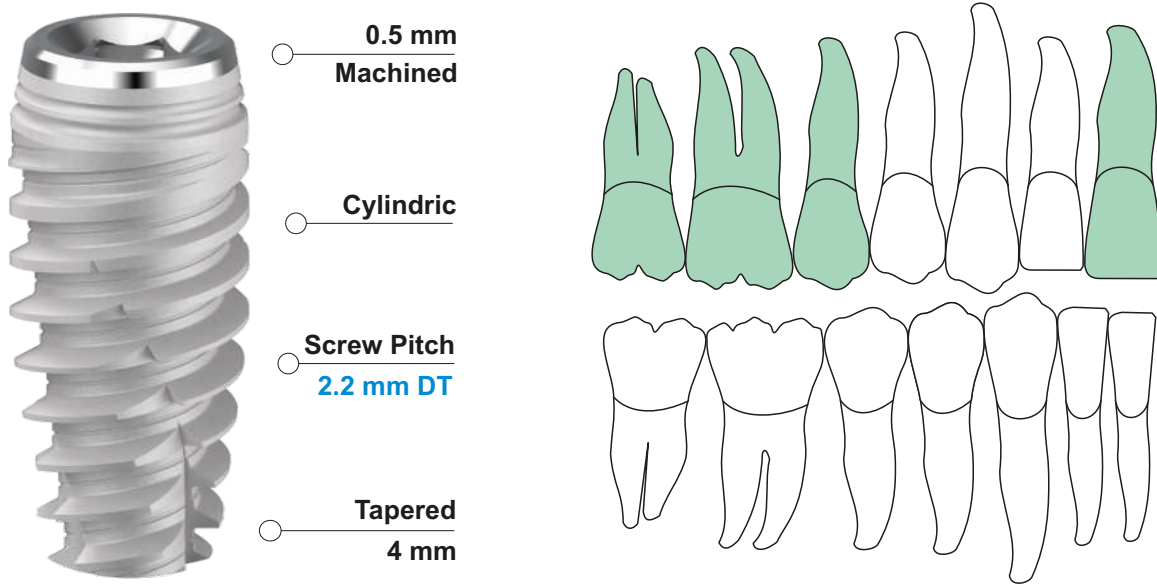
HARD BONE - D1



IA 50

A-BLADE internal hexagon - full treatment

ACTIVE BLADE SHAPE



CODE	IMPLANT	LENGTH	PLATFORM	APEX
IA 5008	Ø 5.0	8.5 mm	Switch Ø 4.0	Ø 3.3
IA 5010	Ø 5.0	10 mm	Switch Ø 4.0	Ø 3.3
IA 5011	Ø 5.0	11.5 mm	Switch Ø 4.0	Ø 3.3
IA 5013	Ø 5.0	13 mm	Switch Ø 4.0	Ø 3.3

